



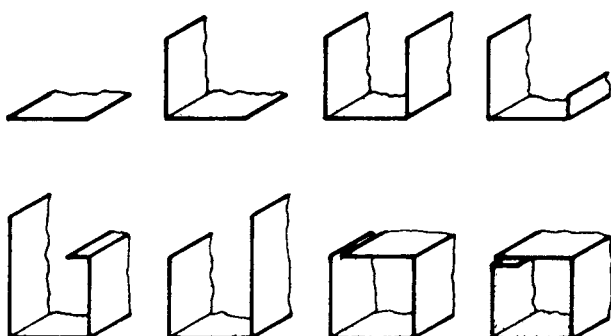
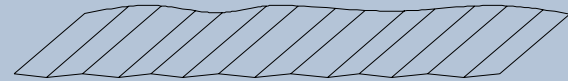
TWIN SEAM COMPANY A/S

Automatic Rectangular Duct Forming Machine

TYPE KA 1500 - Compact Line

Fully Hydraulic Driven

*High effective production of rectangular straight ductwork
for a low investment*



Twin Seam Company A/S

Stejlepladsvej 15

DK-2990 Nivaa

Denmark

Phone: +45 49 14 86 00

Fax: +45 49 14 86 10

www.twinseam.com

E-mail: mail@twinseam.com

KA 1500 Compact Line



The machine works without loss of raw material and can be run by one person only.

This production line is designed for smaller and medium sizes of workshops which want to produce rectangular ducts and straight cuts from coils with a max. width of 1500 mm.

This machine is of first quality like our other machine palet. All functions are fully hydraulic driven, which secures a very long lifetime and a trouble free operation.

Operation and production flow

The production of ductwork is made from coil which is feeded into the combined straightening and profiling unit.

The machine control system takes care of executing the orders in the correct measurements and continuously shows the production status on the monitor.

The machine produces the full range of ductwork programs, for instance full box

section, U-shape, L-shape, straight cut with or without stiffening ribs.

Only 1 operator is needed for controlling the production process.

Several duct dimensions or programs can be stored in the machine at the same time.

The operator just controls production and retrieves the ducts from the machine.

Machine Configuration

The KA 1500-Compact Line consists of the following modules:

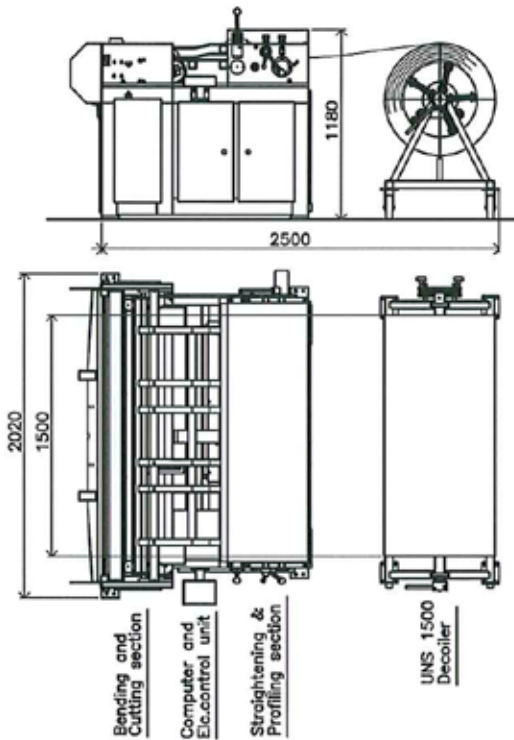
- 1) Combined cutting and bending unit.
- 2) Straightening and profiling unit.
- 3) Specially designed industrial multiprocessor control system for entering orders and controlling the machine.
- 4) 1 decoiler for max. 2,5 tons coil/weight.



Touch Screen based on Windows Platform





Measurements and Loads



Advantages

- Very compact line that only requires a very limited space and easily can be moved to another location.
- Industrial computer controlled multiprocessor system for easy and trouble-free operation.
- Several orders can be stored in the machine at the same time.
- One man operation.
- Automatic execution of production without help from the operator.
- High capacity max. 8 tons ductwork per 8 hour shift.
- Attractive price/performance ratio.
- T.S. is the leading supplier of automatic duct production lines in Europe.

Technical specifications: KA 1500 Compact Line

Material Specifications	STANDARD	OPTIONS	
Max. Coil width mm.	1500		
Number of coils	1	4	
Max. coil weight kg.	2500	5000	
Max. Thickness mm.	1,1 (400 N/mm ²)	1,25 (400 Nmm ²)	
Min. thickness mm.	0,5		
Dimension of largest Duct mm.	2500x2500		
Dimension of smallest Duct mm.	130x130		
Min. L-Duct mm.	10x120		
Min. length of duct mm.	500		
Beading/section			
Reinforcement profiling standard	Z-profile or Trapetz 	Trapetz-Profiling 	
Output capacity			
Production time for average Duct 400x400 mm	40-50 sec.		
Electricity			
Power consumption KW	3,5	4,0	
Electrical connection VAC	3x400,50 HZ, 0, eath	As per request	
Arrangement			
Floor area required m2	5	11	
Weight kg.	1500		

Technical data subject to revision without notice



The TWIN SEAM product lines



Automatic rectangular duct forming machine type KA 1500-3000



Automatic flexible duct forming machine TS 580



Feeder for plasma cutting system. FE 1500-2000



Automatic rectangular duct forming machine type KA 1501 A4.



Profile rolling machine TS 16S



Automatic rectangular duct forming machine type KA 1500 Shopmaster.



Plasma cutting machine